

# Electric height adjustable desks

[ConSet.org.uk](http://ConSet.org.uk)



## About ConSet and ergonomics

### CONstruction and SETup

ConSet is a Scandinavian manufacturer of electric height-adjustable desks established in 1999. The justification for the products is that it contributes to efficiency, health and comfort in the workplace. It's a professional justification, that we take seriously, and it is the foundation of ConSet.

The first ConSet electric desk was delivered in the year 2000 and we are among the pioneers of the product type. There has been many years of product developments and production improvements since then with a vast array of choices added yet fundamentally our focus is the same, testing, reliability in all aspects of supply, value for money and choice.

The new catalogue offers the widest range of frame choices that we have ever had and every series has its own reason to exist. Testing focused on European, USA and Australian markets often sets ConSet apart from the masses. The professional office desk market demands repeat orders, this is paramount on the priority list at ConSet.

The ConSet brand and history offers a longstanding and proven confidence for professional workplace assessors and health and safety officers. Standing desks with height ranges for almost all the population in terms of size and stature.

ConSet products have been sold throughout the UK and Ireland since 2003. We do our best to support local business sales and can put you in touch with a reseller or distributor ideal for your purchase and delivery area, whether it be for a large corporate project, a small business or for a single desk.

### Find your desk height

Scan the QR-code and find the perfect desk to match your height and needs or go to [Conset.org.uk](http://Conset.org.uk) and click 'height calculator' on the home page. The ConSet Height Calculator calculates the ideal sitting and standing height based on gender, height of the person and their footwear.



All ConSet models accommodate 80% of the adult population for height range but for very tall or very small individuals or maybe situations where adults and children are going to use the same desk then you will be able to find the best option.





Adapting for the future means that the green transition is a reality and manufacturers have a responsibility.

As an engineer-driven company, our choices are made rationally and we needed quantitative information to actively drive the green transition in our operations.

ConSet has performed a Life Cycle Assessment (LCA). The work has been carried out by external consultants and TÜV has conducted critical third party review. The standard basis is: EN 14040, EN 14044 and EN 14071.

ConSet: design, develop, specify materials and choose processes for everything in our products, all we must do is get started and use the tools. We have it in our own hands and this can be measured and weighed. The analysis includes all the ways in which the environment is affected by a product ranging from raw material to landfill/recycling.

We publish all our CO2 calculations for each item on every product website page. So for all businesses it is easy to make your own reports and assessments. Perfection would be an illusion, using an old secondhand wooden desk will always be optimal for CO2 but in practical terms and for the wellbeing of desk users an old wooden desk is not a solution.

60-90% of people experience back pain several times in their life. At any one time between 8 and 12% of people are experiencing back pain.

Electronics and electrical parts have a very significant CO2 impact compared to the other material contents, simplicity is key and this has always been a major focus for ConSet. Simplicity is often the most reliable way too. Price and other supply factors still exist but inside all our priorities is how a product affects emissions with a concrete calculated number so that it is easier to explain than a lot of words.



10 years use of a ConSet electric height adjustable desk with our latest low standby PSU (0.15W) we estimate has a common "run" time of 42 hours. In 10 years that desk is expected to use roughly 18 kWh of electricity. To give this some perspective, the energy in 2 litres of petrol or 4,19 kg CO2e is the carbon dioxide equivalent.



Scan the QR code and read more about the results from LCA or see [Conset.org.uk](https://Conset.org.uk)



# Hands on desks

## 501-9

### 501-9

Compact single column

Sometimes the smallest product can prove to be the biggest challenge.

At ConSet we made our first small height adjustable pedestal table in 1999, and we quickly came to understand that there is a difficult compromise when making a slim 1-column desk that still feels robust.

With the 501-9 we have found the perfect balance between the two.

The desk can be wall-mounted or floor standing. Both variations use the same column.

The floor variant can be combined with wheels and a rechargeable battery pack so your ergonomic workstation can be moved not just up and down but also around the room.





Hands on desks  
501-11



## 501-11

Heavy duty extra rigidity

Our mechanical masterpiece. A true workhorse, the ultimate blend of reliability and strength.


It's distinctive and stylish modesty panel set this desk apart from all others.

Twin upper support rails double as cable management, plus an optional cable tray.

An impressive 150 kg lifting capacity for the two legged frame, you get nothing less than an exceptional electric height adjustable desk, now proven over 20 years.

Customers own adaptations have included for tall banks of multiple screens and post room products.

Customers have ranged from industrial shop floor use, oil rigs and emergency services such as the police and NHS through to top corporate executives.



For more choices see [Conset.org.uk](http://Conset.org.uk)



# Hands on desks

## 501-19

### 501-19

Mighty Single column

501-19 Center (A) - Sturdy and compact with a symmetrical design that allows access from all sides and the possibility for small tops.


501-19 Basic (B) - The variation is excellent for grouping tables together. With 80 kg as the maximum load it can be used with a variety of tabletops.

501-19 Design (C) - Unique elegant style with an attractive crescent shaped base and again well suited to be arranged in groups.

501-19 Corner (D) - A triangular base, suited for corner placement. Wheels are fitted on the back corner, so the desk is can simply be tilted to move.

501-19 Wall (E) - Perfect for space saving. Options for multiple units to lift wall mounted benches are also available.

Option of wheels and rechargeable battery pack for ultimate flexibility. The 501-19 column and components can be purchased individually and up to 6 can be synchronised to lift your large or custom shaped table top.





# Hands on desks 501-20



## 501-20

Nothing unnecessary



A slim design that does what it should.


The material consumption is minimized and only materials that are or can be recycled are selected.

It benefits on CO2 emissions and for the same reason, transport and packaging have been developed with CO2 in mind.

Different from other ConSet open style frames in that the frame inside the box is sent far more KD, meaning on site assembly time is typically around 37 minutes for 1 frame compared to less than 8 minutes for ConSet series 501-33, 501-37 and 501-43.

Not so much a consideration for 1 or 2 but significant to the equation if higher numbers are being installed.

Ergonomics is important and that box is ticked but with the essence of Nordic minimalism incorporated too.





# Hands on desks 501-23

## 501-23

Heavy duty versatile

Very strong and stylish with an integrated cable tray.



Expandable length makes the frame adjustable for many top sizes. Perfect for meeting tables and large work surfaces.

Optional 3-column versions for long meeting tables and L-shaped configurations.

Capacity up to 175 Kg.  
Combinations of up to 6 of the powerful large columns can be synchronised.

Possibilities include trading desks with multiple screens above.

The 501-23 is also available in black.





Hands on desks  
**501-25**



## 501-25

Tough and sturdy

Refined operation with an impressive lifting capacity of up to 120kg.


Inherent strength and rigidity from the upper and lower steel crossbeams sets this series apart from others in the market.

Used by companies that know they want something more than an ordinary standing desk.

Ideal for multi-user environments including all types of office such as control rooms, call centres, schools and even student accommodation.

This series has a 3 button safety handset control.

The 3 Legged L shape versions can handle many sizes of L shape and large radial tops.





# Hands on desks 501-33

## 501-33

A Solid Compromise

The difference between the tallest and shortest person in the world is great.

Ideally the same desk could fit everyone both sitting and standing.

Technically that can be mostly solved by series such as 501-43 but it involves more materials and resources.


We are all familiar with the 80/20 rule, it is the one expressed in test EN 527-1, TYPE D.

The standard defines the height range of a sit/stand desk suitable for 80% of the adult European population.

The series 501-33 has these dimensions.

The 501-33 is a table for professionals who fit and also have a 80/20 mindset. Fast assembly because it is produced in 3 large modules, simple in function and operation.

The table will quickly become part of everyday life.







## 501-37


### Versatile Specialty

The 501-37 tables are special. The height travel is from 57 to 122cm. It suits users who are too short to fit in the standard for office furniture, and yes, of course, children too. Yet it goes high enough for some of the tallest adults to stand and work.

The frame can be used with tabletops down to a depth of 60cm. The low height also means that the desk is great to be used with wheels, as it does not become too high for sitting.

The table is available with 3 columns, either for L-configurations or for a rear mounted multi-screen setup.

This series is extensively tested and well proven for the professional workplace. Due to its versatile height dimensions and variant models it is possibly one of the best multi-user electric desk frames available.





# Hands on desks

## 501-43

### 501-43

Qualified versatility


The extensive height travel from 62cm to 130cm and 100kg capacity sets this series apart.

Extensively tested like all ConSet desk frames and typically fast to assemble which for large installations dramatically reduces the hidden costs and reduces the chance of assembly error.

The desk delivers more than the EN 527 standard requires on both travel and load capacity. There are 60 color/size combinations, and the desk is available in both 2 and 3 leg configurations.

The columns are placed towards the back to support the addition of screen arms and computers, if many screens or a desk top screen is being added then we have a specialised 3 leg version that can be used on straight tops or delta wing shaped tops.


The foot has a unique and thorough design that contributes to moving the visual expression from fixture to furniture. Design and performance costs a little more but the value for money is certainly there.





Hands on desks

501-47



## 501-47



Power meeting

Standing meetings can provide a different dynamic, fast, short, instant meetings can be called with no need for gathering chairs or that seating may be cramped.

501-47 is a base specially developed for meeting tables, the 3 leg frame can lift up to 150kg, with rigidity enough for people typically leaning on the table top edge.

The 2 leg version makes a superb desk with a huge lifting capacity of 150kg.

The ultimate chrome finish option will powerfully enhance any executive office or meeting room. Ideal for specialist meeting table manufacturers to combine with their own table tops. Optional flip down telescopic width cable tray that fits most ConSet models.





# Hands on desks

## 501-49



### 501-49

Open Conset Design

An impressive timeless design and voted favourite in our straw poll amongst the general public. The round columns and symmetrical design exude an exclusive feel for any workplace.

Three colours, Silver, Black or White.

Frame peak lifting load 100 Kg.





Hands on desks  
**501-88**



## 501-88

Back2Back efficiency

Cable management is simple as the cables can be distributed from the optional centre cable tray.  
Efficient use of space and extra value for money plus exceptionally good support from the H frame legs.

If some single desks are needed too then 501-43, 501-33, 501-47 are ideal partners.

Optional light weight grey felt screens are available from ConSet or your supplier can add traditional type central dividing screens in the same way.  
The frame is robust enough to add fabric acoustic screens on the rear of each table top, ask your supplier for separate details.

The overall low cost of 501-88 series given the high specification may surprise you.



For more choices see [Conset.org.uk](http://Conset.org.uk)



# Hands on desks

## Frames


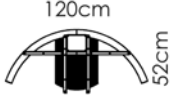

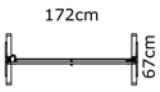

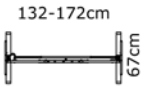

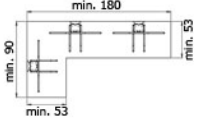

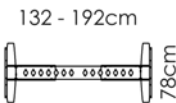


Technical specifications | All prices in GBP incl. VAT excl. freight

Product photo * featured image	Dimensional drawing * featured image	Item no.	CO2e (kg)	Color	Frame height min/max (cm) incl. tabletop	Max. speed (mm/sec.)	Maximum load (kg)	Price (£)
		501-11 9S116	172	Silver	65-122	28	150	634
		501-11 9S156	191	Silver				643
		501-11 9S196	200	Silver				657
		501-11 9B116	172	Black				634
		501-11 9B156	191	Black				643
		501-11 9B196 *	200	Black				657
		501-11 9S156-156A	289	Silver	65-122	28	125	957
		501-11 9S196-156A	299	Silver				992
		501-11 9S196-196A	312	Silver				1027
		501-11 9B156-156A	289	Black				957
		501-11 9B196-156A	299	Black				992
		501-11 9B196-196A *	312	Black				1027
		501-19 9SW	89	Silver	68-120	28	80	448
		501-19 9BW *	89	Black				
		501-19 9S060	104	Silver	68-120	28	80	501
		501-19 9B060 *	104	Black				490
		501-19 9S095	107	Silver	68-120	28	80	474
		501-19 9B095 *	107	Black				469
		501-19 9S117	89	Silver	68-120	28	80	469
		501-19 9B117 *	89	Black				



# Hands on desks Frames

Technical specifications | All prices in GBP incl. VAT excl. freight

Product photo * featured image	Dimensional drawing * featured image	Item no.	CO2e (kg)	Color	Frame height min/max (cm) incl. tabletop	Max. speed (mm/sec.)	Maximum load (kg)	Price (£)
		501-19 9S120 501-19 9B120 *	123 123	Silver Black	68-120	28	80	563
		501-20 9W072 501-20 9W092 501-20 9W112 501-20 9W129 501-20 9W152 501-20 9W172 501-20 9B072 501-20 9B092 501-20 9B112 501-20 9B129 501-20 9B152 501-20 9B172 *	75 77 79 80 83 84 75 77 79 80 83 84	White White White White White White Black Black Black Black Black Black	68-119	35	60	316 317 320 325 330 316 317 320 325 330
		501-20 9W112-152 501-20 9W132-172 501-20 9B112-152 501-20 9B132-172 *	84 85 84 85	White White Black Black	68-119	35	60	356 358 356 358
		501-23 9SW2 501-23 9SW3 501-23 9BW2 501-23 9BW3 *	176 259 177 261	Silver Silver Black Black	68-120	22	175	876 1274 876 1274
		501-23 9S200 501-23 9B200 *	208 208	Silver Black	68-120	22	175	895
		501-23 9S400K 501-23 9B400K *	319 319	Silver Black	68-120	22	175	1314



# Hands on desks

## Frames

Technical specifications | All prices in GBP incl. VAT excl. freight

Product photo * featured image	Dimensional drawing * featured image	Item no.	CO2e (kg)	Color	Frame height min/max (cm) incl. tabletop	Max. speed (mm/sec.)	Maximum load (kg)	Price (£)
		501-23 9S190-190A 501-23 9B190-190A *	293 293	Silver Black	68-120	22	175	1375
		501-25 9S084 501-25 9S133 501-25 9S152 501-25 9S172 *	106 116 119 123	Silver Silver Silver Silver	68-120	25	120	416 421 429 436
		501-25 9S152-152A 501-25 9S172-172A *	187 196	Silver Silver	68-120	25	100	735 744
		501-33 9W072 501-33 9W092 501-33 9W112 501-33 9W129 501-33 9W152 501-33 9W172 501-33 9S072 501-33 9S092 501-33 9S112 501-33 9S129 501-33 9S152 501-33 9S172 501-33 9B072 501-33 9B092 501-33 9B112 501-33 9B129 501-33 9B152 501-33 9B172 *	82 84 86 87 90 91 82 84 86 87 90 91 82 84 86 87 90 91 82 84 86 87 90 91	White White White White White White Silver Silver Silver Silver Silver Silver Black Black Black Black Black Black Black Black Black Black Black Black	68-118	25	80	387 388 391 396 401 401 387 388 391 396 401 387 388 391 396 401 387 388 391 396 401
		501-33 9W112-152 501-33 9S112-152 501-33 9B112-152 *	91 91 91	White Silver Black	68-118	25	80	427
		501-37 9W072 501-37 9W092 501-37 9W112 501-37 9W129 501-37 9W152 501-37 9W172 501-37 9S072 501-37 9S092 501-37 9S112 501-37 9S129 501-37 9S152 501-37 9S172 501-37 9B072 501-37 9B092 501-37 9B112 501-37 9B129 501-37 9B152 501-37 9B172 *	94 96 98 99 102 103 94 96 98 99 102 103 94 96 98 99 102 103 94 96 98 99 102 103	White White White White White White Silver Silver Silver Silver Silver Silver Black Black Black Black Black Black Black Black Black Black Black Black	57-122	32	100	455 456 459 464 469 455 456 459 464 469 455 456 459 464 469 455 456 459 464 469



# Hands on desks Frames

Technical specifications | All prices in GBP incl. VAT excl. freight

Product photo * featured image	Dimensional drawing * featured image	Item no.	CO2e (kg)	Color	Frame height min/max (cm) incl. tabletop	Max. speed (mm/sec.)	Maximum load (kg)	Price (£)
		501-37 9W112-152	103	White	57-122	32	100	495
		501-37 9S112-152	103	Silver				
		501-37 9B112-152 *	103	Black				
		501-37 9W152-114A	168	White	57-122	32	100	678
		501-37 9W152-154A	175	White				717
		501-37 9W172-114A	169	White				680
		501-37 9W172-174A	175	White				688
		501-37 9S152-114A	168	Silver				678
		501-37 9S152-154A	175	Silver				717
		501-37 9S172-114A	169	Silver				680
		501-37 9S172-174A	175	Silver				688
		501-37 9B152-114A	168	Black				678
		501-37 9B152-154A	175	Black				717
		501-37 9B172-114A	169	Black				680
501-37 9B172-174A *	175	Black	688					
		501-37 9W112-073C	155	White	57-122	32	100	679
		501-37 9W112-091C	155	White				
		501-37 9W152-073C	157	White				
		501-37 9W152-091C	157	White				680
		501-37 9S112-073C	155	Silver				679
		501-37 9S112-091C	155	Silver				
		501-37 9S152-073C	157	Silver				
		501-37 9S152-091C	157	Silver				680
		501-37 9B112-073C	155	Black				679
		501-37 9B112-091C	155	Black				
		501-37 9B152-073C	157	Black				
		501-37 9B152-091C *	157	Black				680
				501-43 9W092				92
501-43 9W112	94			White	478			
501-43 9W129	95			White	483			
501-43 9W152	98			White				
501-43 9W172	99			White	488			
501-43 9S092	92			Silver	475			
501-43 9S112	94			Silver	478			
501-43 9S129	95			Silver	483			
501-43 9S152	98			Silver				
501-43 9S172	99			Silver	488			
501-43 9B092	92			Black	475			
501-43 9B112	94			Black	478			
501-43 9B129	95			Black	483			
501-43 9B152	98			Black				
501-43 9B172 *	99			Black	488			
		501-43 9W112-152	99	White	62-130	32	100	514
		501-43 9S112-152	99	Silver				
		501-43 9B112-152 *	99	Black				



# Hands on desks

## Frames


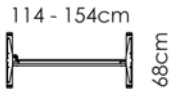

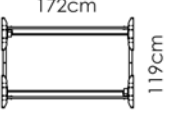

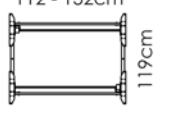



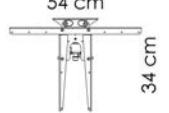
Technical specifications | All prices in GBP incl. VAT excl. freight

Product photo	Dimensional drawing	Item no.	CO2e	Color	Frame height	Max. speed	Maximum load	Price					
* featured image	* featured image		(kg)		min/max (cm) incl. tabletop	(mm/sec.)	(kg)	(£)					
		501-43 9W112-091C	154	White	62-130	32	100	766					
		501-43 9W152-091C	156	White				767					
		501-43 9W152-111A	167	White				764					
		501-43 9W152-151A	174	White				804					
		501-43 9W172-111A	168	White				766					
		501-43 9W172-171A	175	White				806					
		501-43 9S112-091C	154	Silver				766					
		501-43 9S152-091C	156	Silver				767					
		501-43 9S152-111A	167	Silver				764					
		501-43 9S152-151A	174	Silver				804					
		501-43 9S172-111A	168	Silver				766					
		501-43 9S172-171A	175	Silver				806					
		501-43 9B112-091C	154	Black				766					
		501-43 9B152-091C	156	Black				767					
		501-43 9B152-111A	167	Black				764					
		501-43 9B152-151A	174	Black				804					
		501-43 9B172-111A	168	Black				766					
		501-43 9B172-171A *	175	Black				806					
				501-47 9W112				91	White	68-118		150	534
				501-47 9W152				95	White				539
501-47 9W172	96			White	544								
501-47 9W222	166			White	802								
501-47 9W302	174			White	812								
501-47 9W342	176			White	822								
501-47 9C112	91			Chrome	691								
501-47 9C152	95			Chrome	696								
501-47 9C172	96			Chrome	701								
501-47 9C222	166			Chrome	1037								
501-47 9C302	174			Chrome	1047								
501-47 9C342	176			Chrome	1057								
501-47 9B112	91			Black	534								
501-47 9B152	95			Black	539								
501-47 9B172	96			Black	544								
501-47 9B222	166			Black	802								
501-47 9B302	174	Black	812										
501-47 9B342 *	176	Black	822										
		501-49 9W092	98	White	65-125	32	100	537					
		501-49 9W112	100	White				540					
		501-49 9W129	101	White				545					
		501-49 9W152	104	White									
		501-49 9W172	105	White				550					
		501-49 9S092	98	Silver				537					
		501-49 9S112	100	Silver				540					
		501-49 9S129	101	Silver				545					
		501-49 9S152	104	Silver									
		501-49 9S172	105	Silver				550					
		501-49 9B092	98	Black				537					
		501-49 9B112	100	Black				540					
		501-49 9B129	101	Black				545					
		501-49 9B152	104	Black									
501-49 9B172 *	105	Black	550										




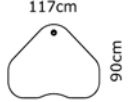
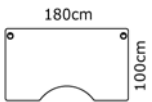
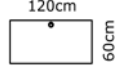
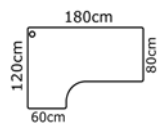
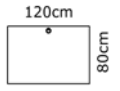
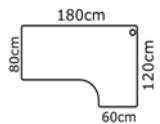
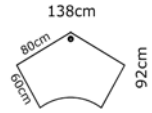

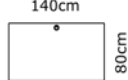

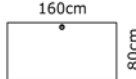
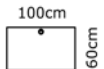
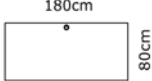
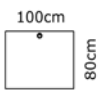
# Hands on desks Frames

Technical specifications | All prices in GBP incl. VAT excl. freight

Product photo * featured image	Dimensional drawing * featured image	Item no.	CO2e (kg)	Color	Frame height min/max (cm) incl. tabletop	Max. speed (mm/sec.)	Maximum load (kg)	Price (£)
		501-49 9W112-152 501-49 9S112-152 501-49 9B112-152 *	105 105 105	White Silver Black	65-125	32	100	576
		501-88 9W092 501-88 9W112 501-88 9W129 501-88 9W152 501-88 9W172 501-88 9S092 501-88 9S112 501-88 9S129 501-88 9S152 501-88 9S172 501-88 9B092 501-88 9B112 501-88 9B129 501-88 9B152 501-88 9B172 *	201 207 209 215 217 201 207 209 215 217 201 207 209 215 217	White White White White White Silver Silver Silver Silver Silver Black Black Black Black Black	65-125	32	100	898 904 914  924 898 904 914  924 898 904 914 924
		501-88 9W112-152 501-88 9S112-152 501-88 9B112-152 *	217 217 217	White Silver Black	65-125	32	100	976
		501-9 9W080 *	91	White	72-120	35	30	308
		501-9 9WW01 *	54	White	72-120	35	30	234





















List prices (GBP) - incl. VAT excl. freight

Item no.	CO2e (kg)	Beech veneer	Maple veneer	Beech mel.	Walnut mel.	White mel.	Item no.	CO2e (kg)	Beech veneer	Maple veneer	Beech mel.	Walnut mel.	White mel.
<b>060-60S</b>							<b>117H3</b>						
	5	34	37	N/A	N/A	N/A		9	N/A	N/A	84	84	84
<b>180C</b>							<b>120-60S3</b>						
	20	159	181	N/A	N/A	N/A		8	N/A	N/A	66	66	66
<b>180L2</b>							<b>120-80S3</b>						
	21	196	231	N/A	N/A	N/A		11	N/A	N/A	70	70	70
<b>180R2</b>							<b>138H3</b>						
	21	196	232	N/A	N/A	N/A		9	N/A	N/A	102	102	102
<b>080-60S3</b>							<b>140-80S3</b>						
	6	N/A	N/A	58	58	58		12	N/A	N/A	77	77	77
<b>080-80S3</b>							<b>160-80S3</b>						
	7	N/A	N/A	58	N/A	58		14	N/A	N/A	85	85	85
<b>100-60S3</b>							<b>180-80S3</b>						
	7	N/A	N/A	63	63	63		16	N/A	N/A	92	92	92
<b>100-80S3</b>													
	9	N/A	N/A	68	68	68							






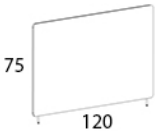

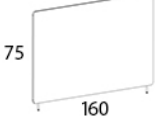


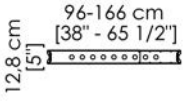

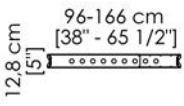
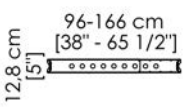

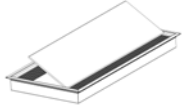


# Hands on desks Accessories

Product photo	Dimensional drawing	CO2e (kg)		Item no.	Price (£)
		4	Control panel - programmable	139250	56
		13	CPU-holder, Metal, Black	400-4B	47
		13	CPU-holder, metal, Silver	400-4S	47
		13	Wheel set, 501-11	501-11 HXXX	33
		2	501-11 Tilt device - divided top tilt	501-11 V-DELT	87
		2	501-11 Tilt device - whole top tilt	501-11 V-HEL	87
		3	Wheel set, 501-19, 501-27	501-19 HXXX	27
		2	501-19 - Manuel tilt full top	501-19 V-HEL	76
		38	501-37 add-on leg, black	501-37 EB020	108







# Hands on desks

## Accessories

Product photo	Dimensional drawing	CO2e (kg)		Item no.	Price (£)
		38	501-37 add-on leg, silver	501-37 ES020	108
		38	501-37 add-on leg, white	501-37 EW020	108
		3	Screen 1200x750, grey	501-XX AG120	94
		4	Screen 1600x750, grey	501-XX AG160	134
		5	Screen 1800x750, grey	501-XX AG180	159
		17	Universal cable-tray, Black	501-XX CB096-166	41
		17	Universal cable-tray, Silver	501-XX CS096-166	41
		17	Universal cable-tray, White	501-XX CW096-166	41
			Cable insert, 30x14cm	501-XX GRO	22



# Hands on desks Accessories

Product photo	Dimensional drawing	CO2e (kg)		Item no.	Price (£)
		5	Wheel set, 501-37	501-XX HXX1	38
		4	Wheel set, 501-33	501-XX HXXX	37
		20	Battery pack, ConSet Frame	BAT-24-1,7	158

# General information - Before you buy!

## STRENGTH AND STABILITY

Stability means everything when you're choosing a desk. Every height adjustable desk from ConSet is made with quality materials and meet both EU and Danish working-environment demands for a flexible and ergonomic workplace.

A height adjustable desk must work everyday and be easy to use for everyone. You can place your office equipment anywhere on a ConSet desk, and it will lift evenly and safely, even if the load is not loaded evenly. This unbeatable dependability is due to ConSet's one-motor-system. The operation is simple, no unnecessary complexity, just push the arrows for up or down on the user panel.

The total load on the desk frame must always be within the maximum working load that is specified for each ConSet product.

## ONE MOTOR THAT DOES IT ALL

The one motor system and the simple mechanics that surround it, is the heart of a ConSet height adjustable desk. It ensures calm and gentle movements when you wish to move the table up or down and it ensures that the tabletop is always evenly adjusted.

- Real mechanics
- Real lifting capacity
- Less use of electronics
- Improved product lifetime

## WORKING ENVIRONMENT

A ConSet desk will improve ergonomics for its users – and hopefully improve job satisfaction.

All ConSet tabletops are low emission E0(EN 717-1), so the formaldehyde emission is as small as possible, and poses no risk at all to users of the desk.

ConSet desks also have Clean Air GOLD certification.

## CLIMATE CONCOIOUSNESS

At Conset we know it is important to minimize environmental impacts. We want to take responsibility for ensuring that our products are made respecting the environment. We do this in several ways:

- Life cycle assessment (LCA), in accordance with EN14040, EN14044 and EN14071 as a tool for targeted qualified improvements.
- CO2 emission calculations on all models.
- All electronic equipment meets RoHS framework for the reduction of hazardous substances in electronics.
- Through Elretur(Denmark) we ensure that electronic waste is managed environmentally through WEEE directive.
- The EUTR(EU timber regulation) is the law of the EU and will later be replaced by EUDR. ConSet wood products that are not imported, exported to the EU are not treated differently.

## CE-MARKING AND PRODUCT APPROVALS

All ConSet height adjustable desk frames are CE marked in collaboration with the Technological institute in Denmark. CE-marking ensures that the producer has considered all security risks.

- EN 527-1/2: Dimensions / mechanical safety requirements methods of test for the determination of Stability and strength of the structure.
- DS/EN 12720-21-22: Furniture assessment of surface resistance to cold liquids wet and dry heats.

## ConSet - A BRAND FROM SCANDINAVIA

ConSet was founded in 2000 in Denmark (Scandinavia) with the basic philosophy that ergonomics should not be expensive. We began to develop and manufacture high quality, electric height adjustable desk and made them affordable so more people could experience the benefits of sit-stand desks. The company has succeeded well and now has distribution and subsidiaries throughout the world.



### Frames



### Tops





# ConSet | Hands on desks

Frames	Tops	060-60S	180C	180L2	180R2	080-60S3	080-80S3	100-60S3	100-80S3	117H3	120-60S3	120-80S3	138H3	140-80S3	160-80S3	180-80S3	160-80S3 + 080-60S3	180-80S3 + 100-60S3	180L2 + 060-60S	180R2 + 060-60S	
501-11 9X116												•									
501-11 9X156			•	•	•										•	•					
501-11 9X156-156A																	•	•	•	•	
501-19 9X060		•				•		•													
501-19 9X095								•	•	•		•	•								
501-19 9X117								•	•	•	•	•	•								
501-19 9X120										•	•	•	•								
501-20 9X072							•														
501-20 9X092								•													
501-20 9X112												•									
501-20 9X129														•							
501-20 9X152															•						
501-20 9X172																•					
501-23 9X190-190A																	•	•	•	•	
501-23 9X200			•	•	•									•	•	•					
501-25 9X084								•				•									
501-25 9X133													•								
501-25 9X152															•						
501-25 9X152-152A																	•				
501-25 9X172			•													•					
501-25 9X172-172A																		•	•	•	
501-33 9X092								•													
501-33 9X112												•									
501-33 9X129														•							
501-33 9X152															•						
501-33 9X172			•													•					
501-37 9X072						•															
501-37 9X092								•													
501-37 9X112											•										
501-37 9X112-073C												•		•							
501-37 9X152-073C															•	•					
501-37 9X152-154A																	•				
501-37 9X172-114A				•	•																
501-37 9X172-174A																		•	•	•	
501-43 9X092								•													
501-43 9X112												•									
501-43 9X129														•							
501-43 9X152															•						
501-43 9X152-151A																	•				
501-43 9X172			•													•					
501-43 9X172-111A				•	•																
501-43 9X172-171A																		•	•	•	
501-49 9X092								•													
501-49 9X112												•									
501-49 9X129														•							
501-49 9X152															•						
501-49 9X172			•													•					
501-88 9X112											•	•									
501-88 9X152															•						
501-88 9X172																•					
501-9 9X080						•		•	•	•			•								
501-9 9XW01						•															



ConSet A/S  
Industrivej 23  
6900 Skjern  
Denmark

UK Phone 01245 477922  
DK Phone: +45 9680 0080

conset@interlineuk.com  
www.conset.org.uk

